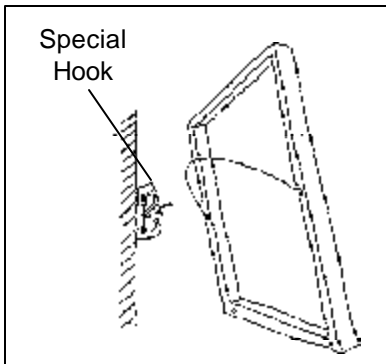


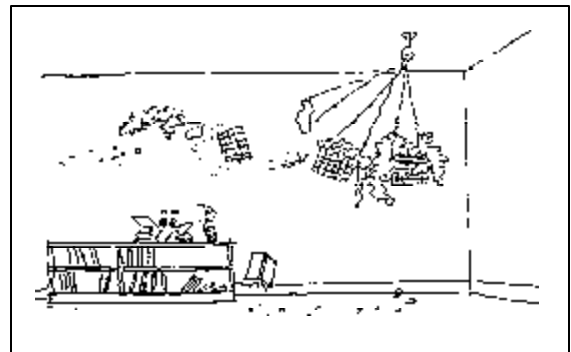
Cabinet and Wall Safety

Prepared by the Peninsulas Emergency Preparedness Committee of Washington
August 2001
(www.pep-c.org)

Use special hooks, security clips with keys (available at frame shops) or screw angles to secure pictures and mirrors to studs in walls - not just sheetrock.

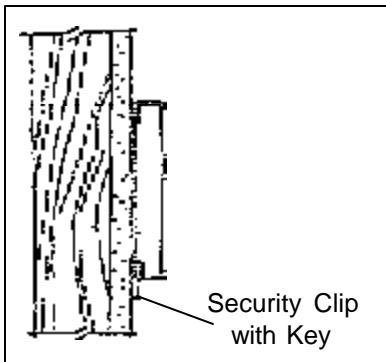


Things that hang from the ceiling (fans, light fixtures, plants, etc.) should be checked to be sure they are firmly attached to ceiling joists or beams - not just supported by sheetrock.



Avoid placing items that can become projectiles during an earthquake on top of cabinets or refrigerator / freezers in the kitchen and utility room.

Use hook type latches (hook type, not male / female type) to secure cabinets and furniture throughout your house. These types and more are available at major hardware stores and cabinet shops.



Brace hangers for pots and pans to prevent uncontrolled swinging.

Install trim strip on cabinet and pantry shelf edges that extends 1/2 in. to 3/4 in. above shelf to prevent items from sliding off shelf.

Fixed shelving rather than adjustable shelving is safest.

Flexible connectors for gas lines to stove / range and secure free standing stove / ovens to wall.

